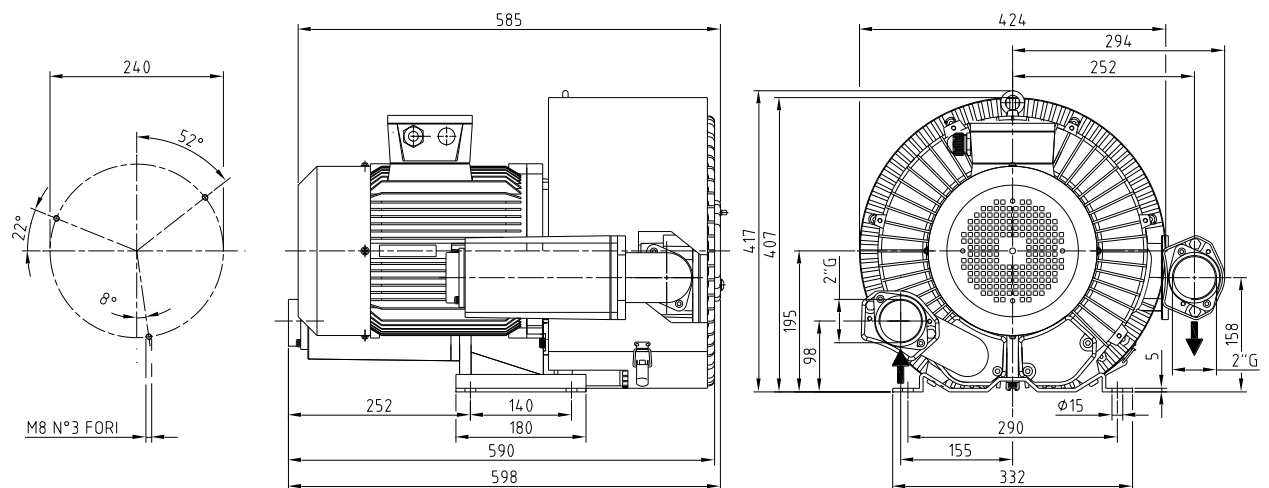
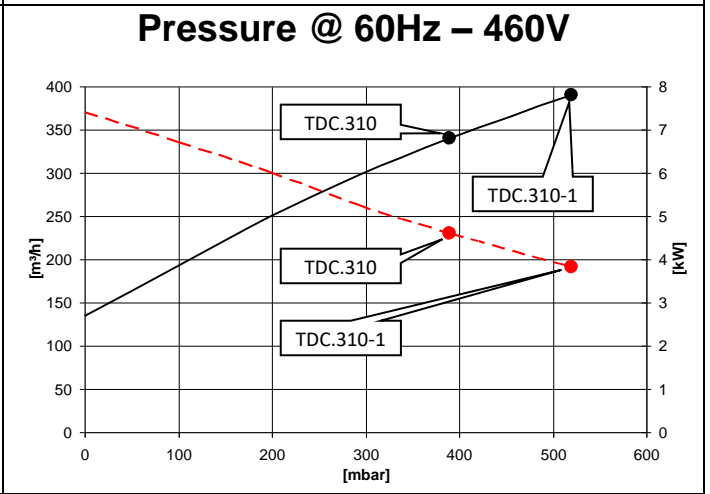
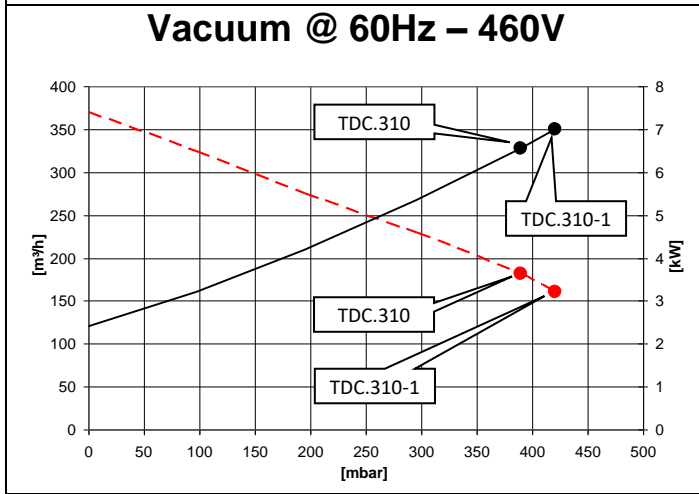
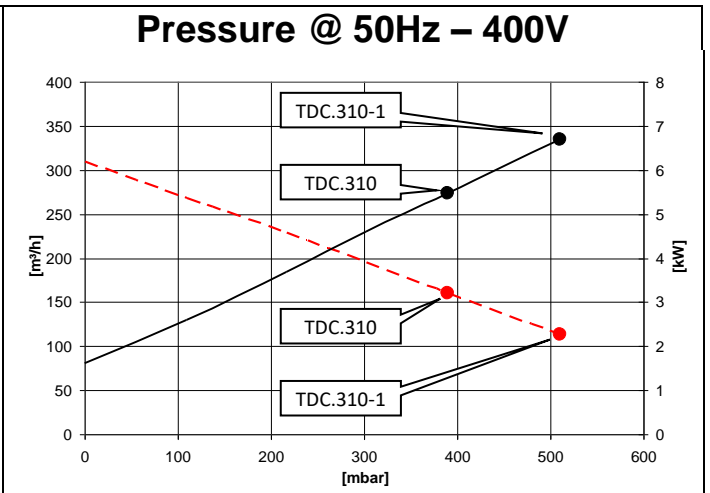
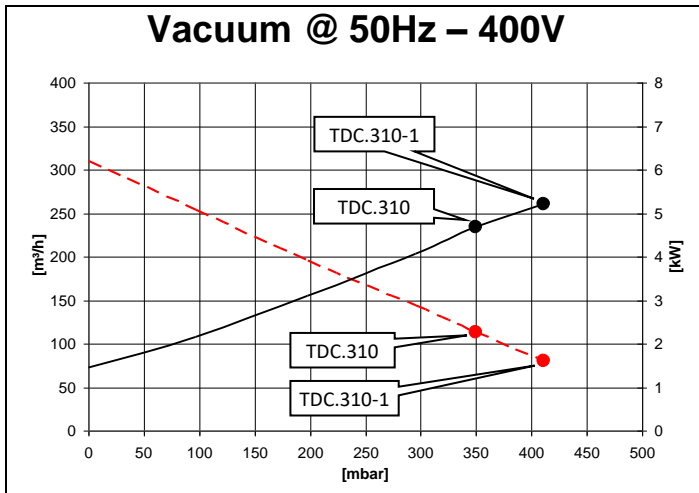


TDC.310

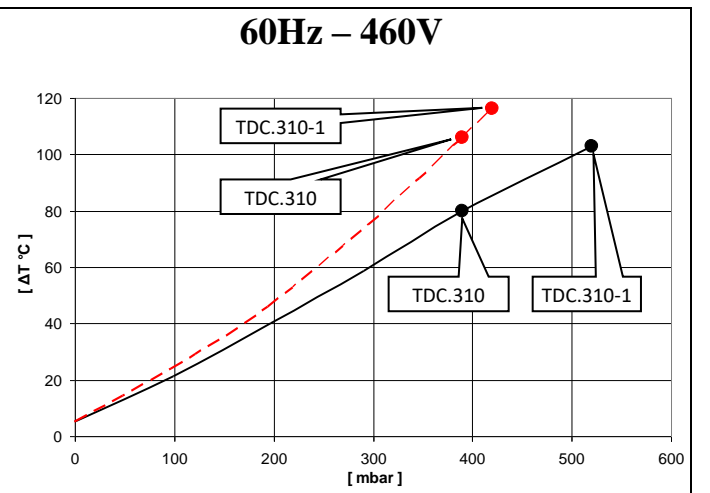
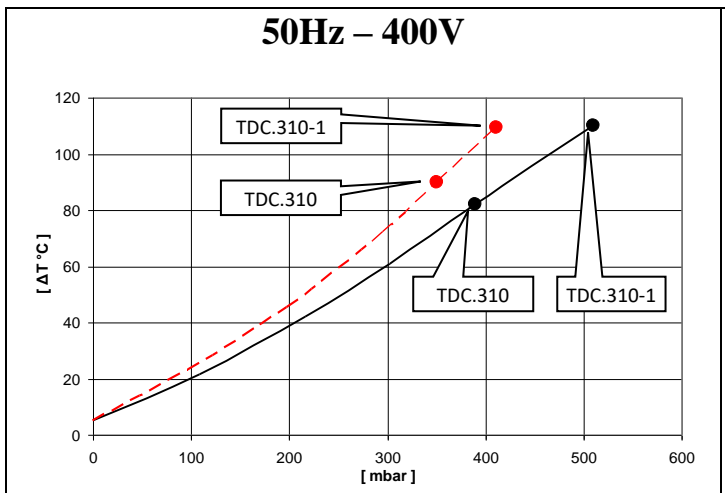


TDC.310-1

Modello Modelo		TDC.310	TDC.310-1
Codice Código		9403035	9403036
Potenza motore Potência do motor	kW (50Hz) kW (60Hz)	4,0 4,8	5,5 6,5
Alimentazione Tensão de alimentação elétrica	V±5% Δ/Y (50Hz) V±5% Δ/Y (60Hz)	220-255 / 380-440 255-277 / 440-480	
Assorbimento Corrente do motor elétrico	A Δ/Y (50Hz) A Δ/Y (60Hz)	14,3 / 8,2 16,2 / 9,3	21 / 12 26,5 / 15,3
Portata Vazão	m³/h (50Hz) m³/h (60Hz)	310 360	310 360
Vuoto Vácuo	mbar (50Hz) mbar (60Hz)	-350 -390	-410 -420
Sovrappressione Pressão	mbar (50Hz) mbar (60Hz)	+390 +390	+510 +520
Rumorosità (UNI EN ISO 2151) (K 3dB) Nível de ruído (UNI EN ISO 2151) (K 3dB)	dB(A) (50Hz) dB(A) (60Hz)	75 79	76 79
Peso Peso	kg [N]	56 [549,4]	58 [569]



----- Portata / Flow rate **—————** Pot. Assorbita / Absorbed Power
 Curve riferite alla pressione di 1013mbar (Ass.) e temperatura 20°C (tolleranza ±10%)
 Curvas referidas à pressão de 1013mbar (Abs.) e temperatura de 20°C (tolerância ±10%)



----- Aspirazione / Suction **—————** Mandata / Compression
 Temperatura ambiente 20°C (tolleranza sulla temperatura ΔT ±5°C)
 Temperatura ambiente 20°C (tolerância sobre temperature ΔT ±5°C)